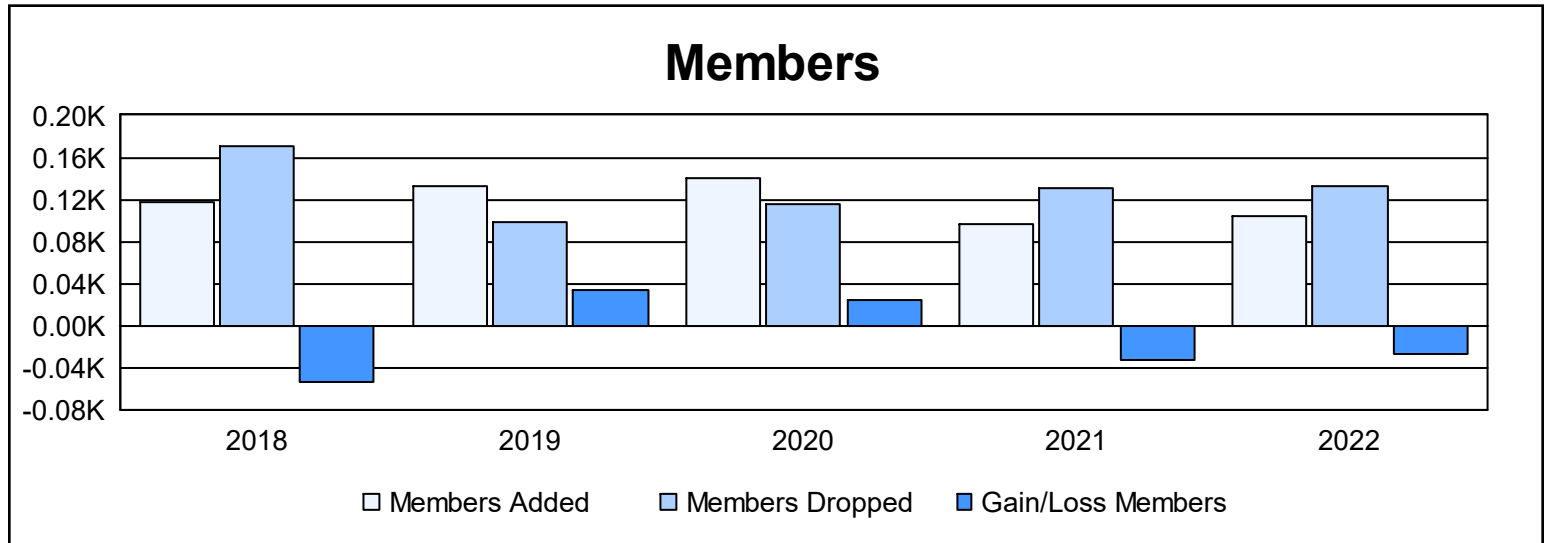
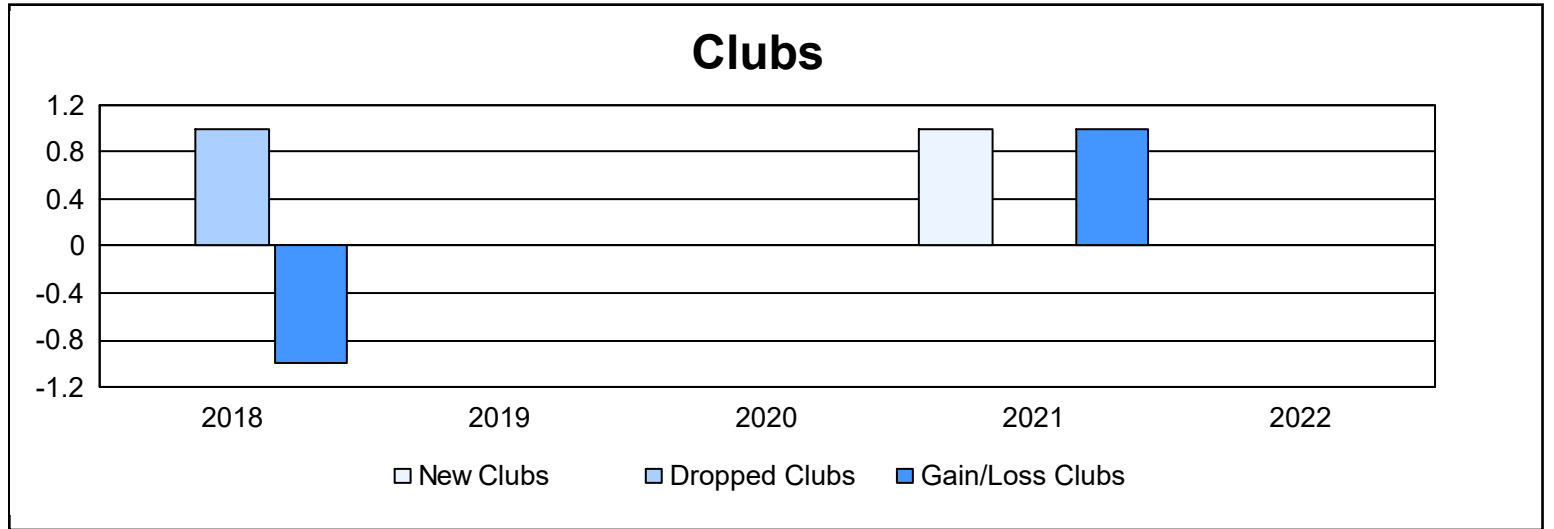
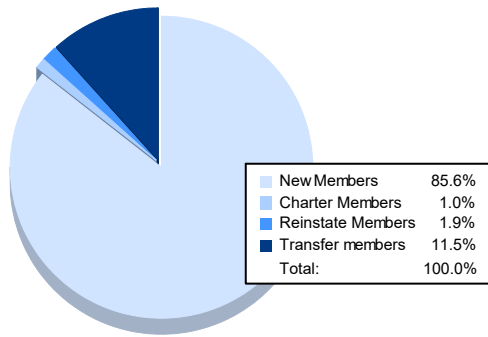


Year	New Clubs	Dropped Clubs	Gain/ Loss Clubs	New Members	Charter Members	Reinstate Members	Transfer Members	Total Member Added	Total Members Dropped	Gain/ Loss Members
2017-2018	0	1	-1	104	0	2	12	118	171	-53
2018-2019	0	0	0	126	0	1	5	132	99	33
2019-2020	0	0	0	124	3	4	9	140	115	25
2020-2021	1	0	1	73	23	1	0	97	130	-33
2021-2022	0	0	0	89	1	2	12	104	132	-28
<b>Average</b>	<b>0</b>	<b>0</b>	<b>0</b>	<b>103</b>	<b>5</b>	<b>2</b>	<b>8</b>	<b>118</b>	<b>129</b>	<b>-11</b>



### Membership Composition June 2022 Cumulative



### Gender Composition June 2022 Cumulative

